

LUXOMAT® PD9-1C-FC

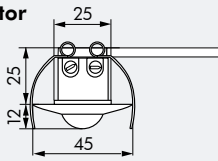


Extreme small dimension



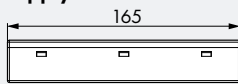
"Size comparison"

Detector



34 mm cut-out

Power supply



L 165 x W 24 x H 24 mm

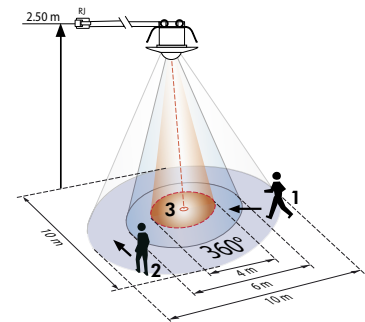
■ TECHNICAL DATA

- 230V~+6%/-10%
- \bigcirc 360°
- across \varnothing 10.00 m
towards \varnothing 6.00 m
- IP20 / Class II / CE
- Detector**
 \varnothing 45 x H 37 mm
- Power supply**
L 165 x W 24 x H 24 mm
- 25°C to +50°C
- Housing UV- and shock-resistant Polycarbonate
- Channel 1 (Control the lighting)**
- 1000 W, $\cos\varphi = 1$;
500 VA, $\cos\varphi = 0,5$
- 15 sec. - 30 min. or impulse
- 10 - 2000 Lux

- ▶ Wiring diagrams on page 126, 128!
- ▶ For maximum number of connectable lights, see page 22!

i PRODUCT INFORMATION

- One channel to switch the lighting
- In spite of small dimensions it switches all types of light fixtures using high performance relay with in rush current limitation especially for electronic ballasts.
- Settings of photo electric switch and follow-up time with potentiometers at the sensor supply!
- Special version with spring-clamps for easy and time-saving installation into ceilings or directly built into light fittings
- Power supply fits through hole for sensor part in ceiling
- **Typical applications:** offices, conference rooms, hospitals, galleries, nursery schools



- 1 ■ Walking towards
- 2 ■ Walking across
- 3 ■ Smaller movements

■ ACCESSORY (OPTIONAL)

Cover ring for substitution



white

silver

anthracite

Description	Colour	Part number
PD9-1C-FC	white	92902
PD9-1C-FC	silver	92903
Accessory (optional)		
Cover ring for PD9	white, RAL9010	92238
Cover ring for PD9	silver, RAL9006	92237
Cover ring for PD9	anthracite, RAL7021	92235